

Scaled data based on original data using
LM-79-08 Approved Method: Electrical and Photometric Measurements of Solid-
State Lighting Products

Test Report Prepared for
Cooper Lighting Solutions
(formerly Eaton)

Brand: INVUE

Report Number: P159986

Luminaire Tested: **ENT-E01-LED-E1-GZW-8030-ULG**

Issue Date: 03/03/2020

Test Information

Test Method: LM-79-08
Report Number: P159986
REPORT IS FROM IESNA LM-79-08 TEST DATA - UPLIGHT (P20107) AND SCALED
Test Lab: INNOVATION CENTER-P3
Issue Date: 03/03/2020
Manufacturer: COOPER LIGHTING SOLUTIONS (FORMERLY EATON)
Product Line: INVUE
Catalog Number: ENT-E01-LED-E1-GZW-8030-ULG
Description: ENTRI LED LUMINAIRE WITH UPLIGHT
(1) LIGHTBARS WITH AccuLED OPTICS - WALL GRAZER WIDE
Light Source: (21) 3000K CCT, 80 CRI LEDs
Ballast/Driver: -

Summary

Lumens per Lamp: N/A
Luminaire Lumens: 2665.9 lumens
Efficiency: N/A
Efficacy: 81.5 lumens/watt
Luminous Opening: Rectangular (W 0.17' x L: 1' x H: 0')
IES Classification: Type I - Short - Non-Cutoff
BUG Rating: B1 - U3 - G1

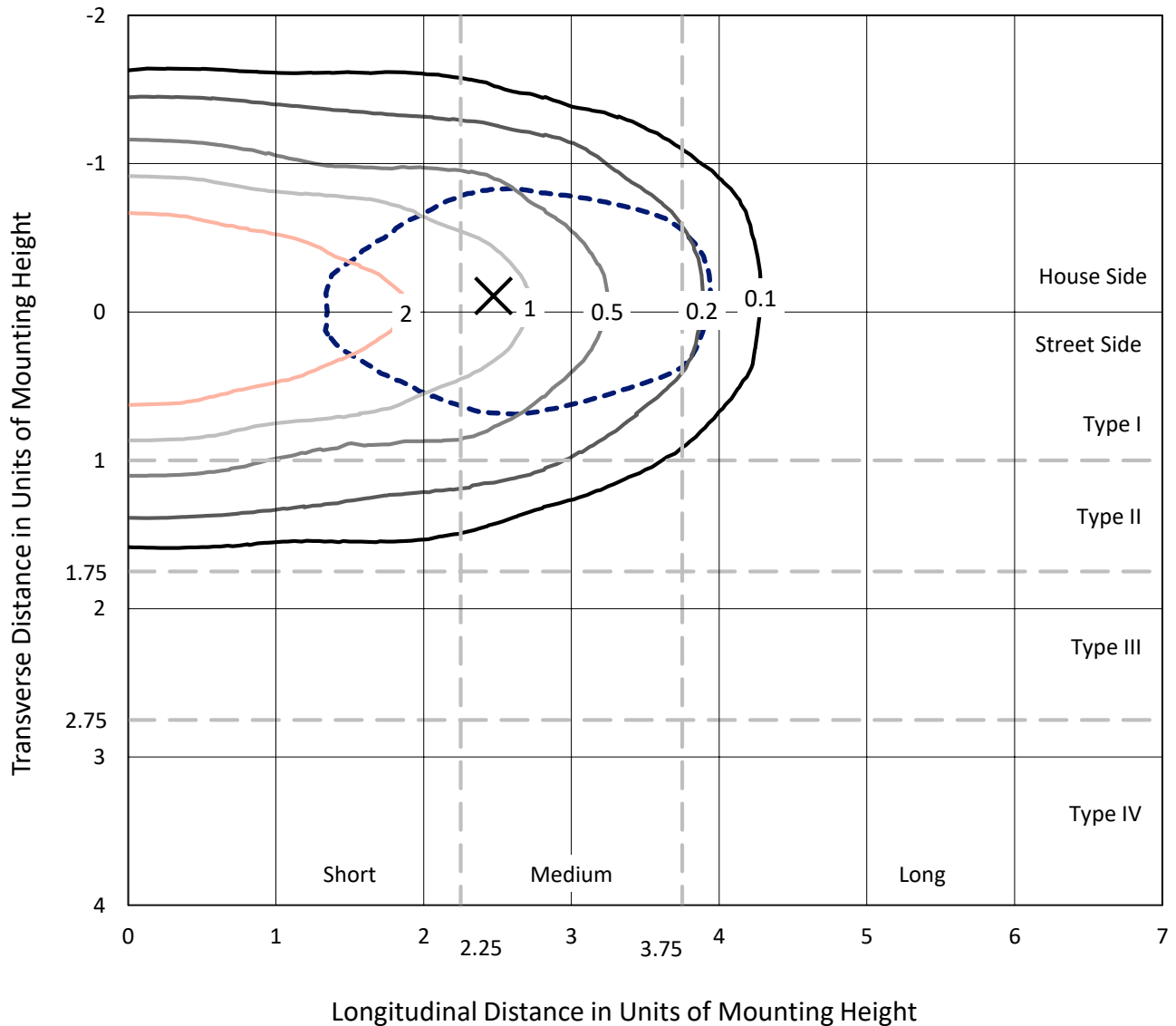
Input Watts (W): 32.7
Input Voltage (V): NR
Input Current (Ain): NR
Voltage Rise (V): NR
Power Factor: NR
Total Harmonic Distortion (THDi): NR
Frequency (hertz): 60
Stabilization Time: NR
Operation Time: NR
Ambient Temperature (°C): NR
Test Distance: 25 FT



REPORT NUMBER: P159986
 CATALOG NUMBER: ENT-E01-LED-E1-GZW-8030-ULG

Iso-Footcandle Lines of Horizontal Illumination

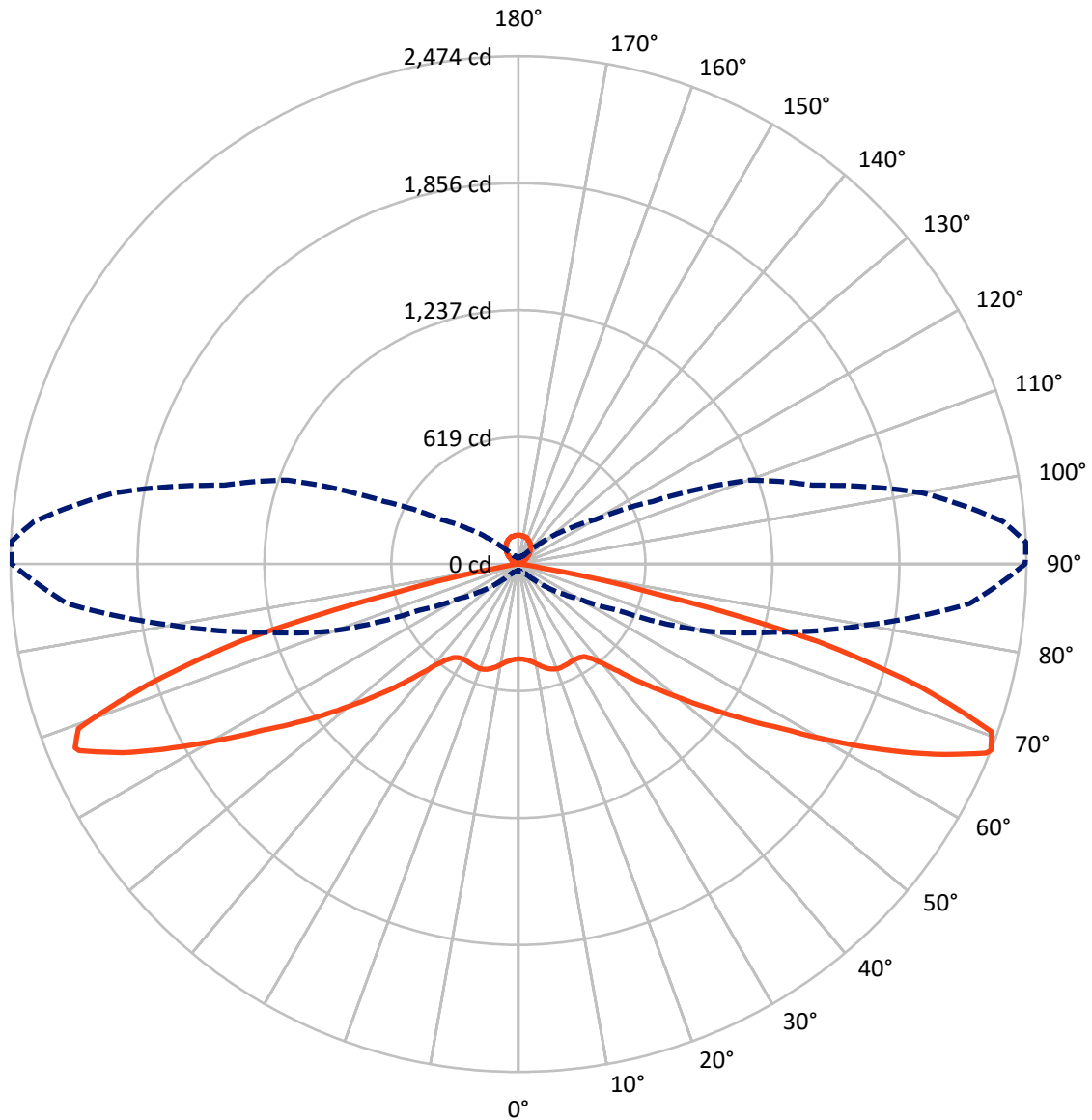
× Max cd
 - - - 1/2 Max cd



Based on 10 foot mounting height. Maximum calculated value = 4.8 fc
 Type I - Short - Non-Cutoff

REPORT NUMBER: P159986
CATALOG NUMBER: ENT-E01-LED-E1-GZW-8030-ULG

Luminous Intensity Polar Plot



— Vertical Plane Through 92.5-Deg Lateral - - - Horizontal Cone Through 68-Deg Vertical

REPORT NUMBER: P159986

CATALOG NUMBER: ENT-E01-LED-E1-GZW-8030-ULG

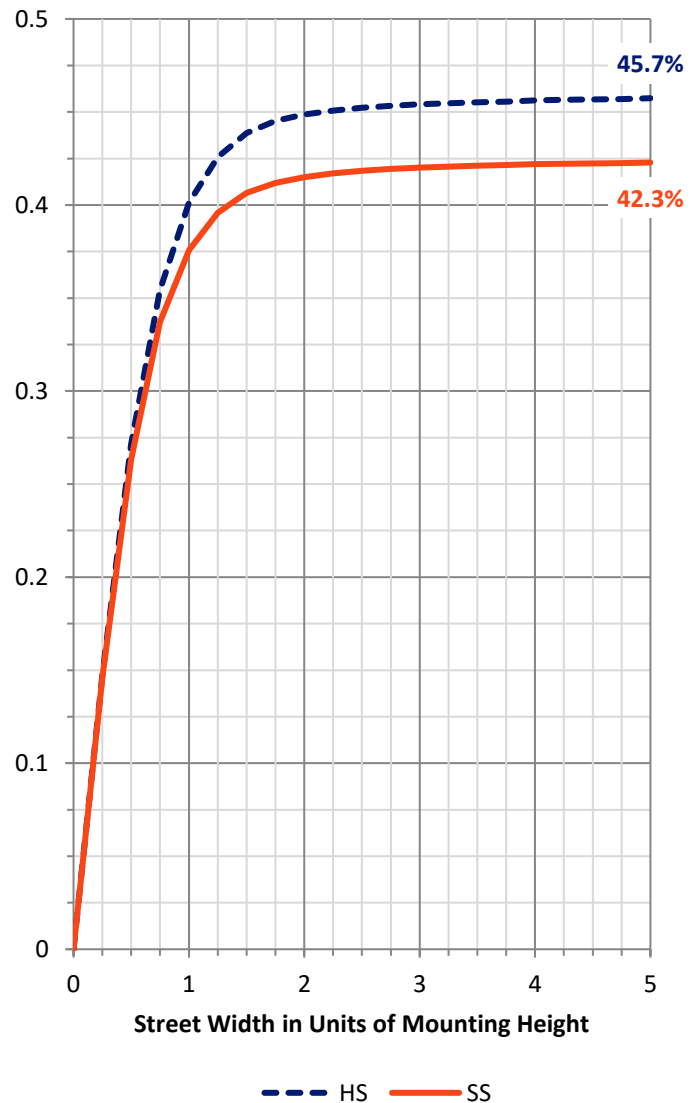
FLUX DISTRIBUTION:

		Downward	Upward	Total
House Side	Lumens	1227.8	157.7	1385.6
	% Fixture	46.1	5.9	52.0
Street Side	Lumens	1122.5	157.7	1280.3
	% Fixture	42.1	5.9	48.0
Total	Lumens	2350.4	315.5	2665.9
	% Fixture	88.2	11.8	100.0

Coefficient of Utilization

ZONAL LUMENS:

Zone	Lumens	% Fixture
0°-10°	45.4	1.7
10°-20°	143.7	5.4
20°-30°	233.1	8.7
30°-40°	289.7	10.9
40°-50°	360.2	13.5
50°-60°	443.1	16.6
60°-70°	523.9	19.7
70°-80°	293.4	11.0
80°-90°	17.8	0.7
90°-100°	1.3	0.0
100°-110°	12.3	0.5
110°-120°	25.2	0.9
120°-130°	43.0	1.6
130°-140°	60.0	2.3
140°-150°	65.4	2.5
150°-160°	56.9	2.1
160°-170°	38.2	1.4
170°-180°	13.3	0.5
0°-90°	2350.4	88.2
0°-180°	2665.9	100.0



REPORT NUMBER: P159986

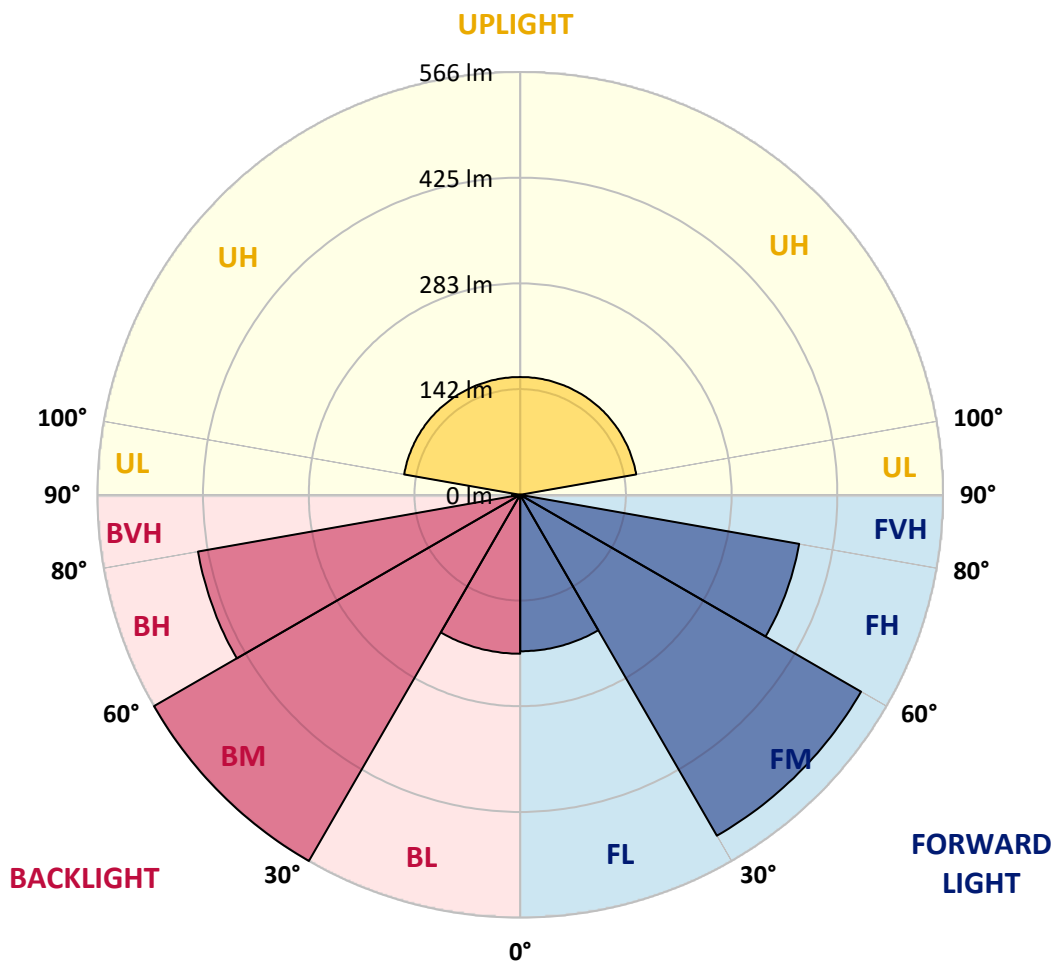
CATALOG NUMBER: ENT-E01-LED-E1-GZW-8030-ULG

LUMINAIRE CLASSIFICATION SYSTEM LUMEN TABLE AND BUG RATING:

Zone		Lumens	% Fixture	Zone Rating/Lumen Limit		
				B	U	G
FL	(0°-30°)	209.5	7.9			
FM	(30°-60°)	527.0	19.8			
FH	(60°-80°)	379.3	14.2			G0/660
FVH	(80°-90°)	6.8	0.3			G0/10
BL	(0°-30°)	212.7	8.0	B1/500		
BM	(30°-60°)	566.1	21.2	B1/1000		
BH	(60°-80°)	438.0	16.4	B1/500		G1/500
BVH	(80°-90°)	11.0	0.4			G1/100
UL	(90°-100°)	1.3	0.0		U1/10	
UH	(100°-180°)	157.7	5.9		U3/500	

BUG Rating: B1-U3-G1

Type I Short





REPORT NUMBER: P159986

CATALOG NUMBER: ENT-E01-LED-E1-GZW-8030-ULG

CANDELA DISTRIBUTION (FULL):

	0°	5°	10°	15°	20°	25°	30°	35°	40°	45°	50°
0°	462.1	462.1	462.1	462.1	462.1	462.1	462.1	462.1	462.1	462.1	462.1
2.5°	464.2	464.2	464.2	464.6	465.0	465.9	465.5	466.3	465.0	466.7	466.7
5°	469.7	470.1	470.5	470.5	471.4	471.8	471.4	472.6	471.4	473.1	473.5
7.5°	474.7	474.7	475.2	475.6	476.4	477.3	477.7	479.0	478.5	480.2	481.9
10°	478.5	478.1	478.5	479.4	481.5	482.8	484.5	486.1	487.0	488.7	491.2
12.5°	480.2	479.8	481.1	483.2	485.3	487.8	490.4	494.2	496.7	499.2	503.0
15°	479.4	479.4	481.1	483.6	487.8	492.5	497.1	502.2	506.8	512.3	516.1
17.5°	471.4	472.2	474.7	479.0	485.3	492.5	500.1	508.5	516.1	523.7	528.8
20°	457.0	457.9	462.5	467.6	476.0	486.6	498.4	510.6	522.4	532.6	539.7
22.5°	439.3	438.5	442.7	449.4	460.8	473.5	488.7	506.8	522.9	537.2	547.3
25°	411.9	411.9	416.5	424.9	437.2	452.8	471.4	494.6	516.1	534.7	549.0
27.5°	382.7	383.2	389.1	396.3	410.2	424.9	446.5	473.5	499.6	524.1	545.2
30°	353.6	354.9	360.0	367.1	381.9	397.5	419.5	446.0	474.3	504.7	533.4
32.5°	323.7	325.4	329.6	338.0	354.1	371.4	393.7	417.4	444.4	477.7	514.8
35°	295.4	296.7	300.0	310.2	326.6	345.2	370.1	392.9	420.3	451.1	492.0
37.5°	268.8	270.1	273.9	284.4	300.9	319.5	343.9	369.7	397.9	428.3	468.8
40°	240.1	243.1	248.1	258.3	273.5	294.6	319.5	346.5	376.4	411.0	452.4
42.5°	214.0	216.5	221.1	230.0	245.2	267.5	293.7	321.6	354.1	393.3	440.1
45°	189.9	192.0	196.6	204.7	220.7	238.4	262.1	291.2	324.9	370.1	427.1
47.5°	166.7	168.8	173.9	183.6	196.6	214.0	235.1	260.8	292.0	338.0	402.2
50°	143.5	145.6	150.7	160.4	173.0	189.9	209.3	232.5	263.3	303.0	365.9
52.5°	118.2	120.3	125.3	135.0	147.3	163.3	183.1	207.2	235.9	273.5	325.4
55°	90.7	93.7	98.3	106.3	119.4	135.5	155.3	181.5	210.6	247.3	295.4
57.5°	65.4	67.5	73.0	79.3	90.3	107.2	124.9	151.9	184.4	222.0	269.7
60°	47.7	49.8	53.6	58.7	66.3	78.5	94.1	119.4	155.3	197.5	246.4
62.5°	39.7	41.4	45.2	50.2	54.4	60.3	69.6	89.0	124.1	170.9	222.4
65°	35.0	36.3	39.7	44.7	48.1	50.6	54.4	67.5	96.2	142.2	198.8
67.5°	31.2	32.5	35.0	39.2	43.0	44.3	46.4	55.3	75.5	115.6	173.9
68°	30.8	32.1	34.2	38.0	41.8	43.0	45.2	54.0	73.4	110.1	167.1
70°	28.7	29.5	31.6	34.6	37.6	38.4	40.9	49.8	68.8	96.2	135.5
72.5°	26.2	26.6	27.9	30.4	33.3	33.8	36.3	43.5	54.0	70.9	100.9
75°	21.9	22.4	24.1	26.2	27.9	28.7	29.5	32.9	36.7	43.9	59.5
77.5°	16.9	17.7	19.0	20.3	22.8	23.6	22.8	25.3	27.0	30.0	36.3
80°	10.1	10.1	11.4	12.7	13.9	16.0	15.2	17.7	19.0	20.7	24.5
82.5°	1.7	2.1	2.1	3.0	3.8	4.6	5.1	6.3	8.0	9.7	13.1
85°	0.0	0.0	0.0	0.0	0.0	0.0	0.0	0.0	0.4	0.4	1.3
87.5°	0.0	0.0	0.0	0.0	0.0	0.0	0.0	0.0	0.0	0.0	0.0
90°	0.1	0.1	0.1	0.1	0.1	0.1	0.1	0.1	0.1	0.1	0.1
92.5°	0.1	0.1	0.1	0.1	0.1	0.1	0.1	0.1	0.1	0.1	0.1
95°	0.5	0.5	0.5	0.5	0.5	0.5	0.5	0.5	0.5	0.5	0.5
97.5°	1.5	1.5	1.5	1.5	1.5	1.5	1.5	1.5	1.5	1.5	1.5
100°	5.0	5.0	5.0	5.0	5.0	5.0	5.0	5.0	5.0	5.0	5.0
102.5°	8.8	8.8	8.8	8.8	8.8	8.8	8.8	8.8	8.8	8.8	8.8
105°	11.8	11.8	11.8	11.8	11.8	11.8	11.8	11.8	11.8	11.8	11.8
107.5°	14.7	14.7	14.7	14.7	14.7	14.7	14.7	14.7	14.7	14.7	14.7



REPORT NUMBER: P159986

CATALOG NUMBER: ENT-E01-LED-E1-GZW-8030-ULG

CANDELA DISTRIBUTION (continued):

	0°	5°	10°	15°	20°	25°	30°	35°	40°	45°	50°
110°	17.8	17.8	17.8	17.8	17.8	17.8	17.8	17.8	17.8	17.8	17.8
112.5°	21.2	21.2	21.2	21.2	21.2	21.2	21.2	21.2	21.2	21.2	21.2
115°	25.0	25.0	25.0	25.0	25.0	25.0	25.0	25.0	25.0	25.0	25.0
117.5°	29.5	29.5	29.5	29.5	29.5	29.5	29.5	29.5	29.5	29.5	29.5
120°	34.8	34.8	34.8	34.8	34.8	34.8	34.8	34.8	34.8	34.8	34.8
122.5°	40.9	40.9	40.9	40.9	40.9	40.9	40.9	40.9	40.9	40.9	40.9
125°	47.8	47.8	47.8	47.8	47.8	47.8	47.8	47.8	47.8	47.8	47.8
127.5°	55.3	55.3	55.3	55.3	55.3	55.3	55.3	55.3	55.3	55.3	55.3
130°	63.0	63.0	63.0	63.0	63.0	63.0	63.0	63.0	63.0	63.0	63.0
132.5°	70.5	70.5	70.5	70.5	70.5	70.5	70.5	70.5	70.5	70.5	70.5
135°	77.9	77.9	77.9	77.9	77.9	77.9	77.9	77.9	77.9	77.9	77.9
137.5°	85.3	85.3	85.3	85.3	85.3	85.3	85.3	85.3	85.3	85.3	85.3
140°	92.5	92.5	92.5	92.5	92.5	92.5	92.5	92.5	92.5	92.5	92.5
142.5°	99.2	99.2	99.2	99.2	99.2	99.2	99.2	99.2	99.2	99.2	99.2
145°	104.9	104.9	104.9	104.9	104.9	104.9	104.9	104.9	104.9	104.9	104.9
147.5°	110.1	110.1	110.1	110.1	110.1	110.1	110.1	110.1	110.1	110.1	110.1
150°	115.1	115.1	115.1	115.1	115.1	115.1	115.1	115.1	115.1	115.1	115.1
152.5°	119.7	119.7	119.7	119.7	119.7	119.7	119.7	119.7	119.7	119.7	119.7
155°	123.7	123.7	123.7	123.7	123.7	123.7	123.7	123.7	123.7	123.7	123.7
157.5°	127.0	127.0	127.0	127.0	127.0	127.0	127.0	127.0	127.0	127.0	127.0
160°	130.3	130.3	130.3	130.3	130.3	130.3	130.3	130.3	130.3	130.3	130.3
162.5°	133.5	133.5	133.5	133.5	133.5	133.5	133.5	133.5	133.5	133.5	133.5
165°	136.0	136.0	136.0	136.0	136.0	136.0	136.0	136.0	136.0	136.0	136.0
167.5°	137.1	137.1	137.1	137.1	137.1	137.1	137.1	137.1	137.1	137.1	137.1
170°	137.4	137.4	137.4	137.4	137.4	137.4	137.4	137.4	137.4	137.4	137.4
172.5°	138.6	138.6	138.6	138.6	138.6	138.6	138.6	138.6	138.6	138.6	138.6
175°	140.5	140.5	140.5	140.5	140.5	140.5	140.5	140.5	140.5	140.5	140.5
177.5°	141.1	141.1	141.1	141.1	141.1	141.1	141.1	141.1	141.1	141.1	141.1
180°	140.8	140.8	140.8	140.8	140.8	140.8	140.8	140.8	140.8	140.8	140.8



REPORT NUMBER: P159986

CATALOG NUMBER: ENT-E01-LED-E1-GZW-8030-ULG

CANDELA DISTRIBUTION (continued):

	55°	60°	65°	70°	75°	80°	85°	90°	92.5°	95°	100°
0°	462.1	462.1	462.1	462.1	462.1	462.1	462.1	462.1	462.1	462.1	462.1
2.5°	464.2	465.5	465.5	465.0	465.0	465.0	463.8	464.2	464.6	465.9	464.2
5°	470.9	472.2	471.8	471.4	471.4	471.4	469.7	470.1	470.5	471.4	469.7
7.5°	479.8	481.1	481.5	481.5	481.5	482.3	479.8	479.8	480.7	481.5	479.0
10°	492.9	492.9	494.2	495.0	495.8	496.7	495.0	494.2	495.8	495.8	492.9
12.5°	505.1	506.0	508.1	509.8	510.2	511.9	511.9	511.5	512.7	512.3	508.9
15°	519.1	519.9	521.6	523.7	524.1	525.8	525.8	526.2	527.5	528.3	523.3
17.5°	532.1	533.4	533.4	533.8	534.7	535.9	536.8	537.2	538.5	539.3	534.2
20°	543.1	544.4	542.3	540.6	538.9	539.7	541.4	543.1	544.0	544.4	538.0
22.5°	551.5	552.0	548.6	544.0	539.3	538.9	541.0	544.0	544.8	544.4	535.5
25°	556.2	557.5	554.1	546.9	538.5	535.5	537.6	541.4	543.1	541.4	530.9
27.5°	556.2	560.8	559.1	551.5	540.2	532.1	533.4	539.3	540.6	538.5	526.2
30°	552.0	561.7	563.8	559.1	547.3	533.4	531.7	538.5	540.2	536.4	524.1
32.5°	543.5	561.3	569.7	570.1	560.8	543.5	535.1	541.8	543.1	538.5	528.3
35°	531.7	560.8	577.3	585.3	582.4	565.1	550.3	554.5	553.7	548.6	544.8
37.5°	518.6	560.8	588.3	606.8	613.6	604.7	585.3	583.2	585.3	577.7	575.6
40°	504.3	562.1	603.9	636.8	657.0	660.0	642.7	636.8	639.3	632.1	635.1
42.5°	495.8	563.8	624.6	671.8	711.1	741.0	733.4	715.7	714.4	715.3	721.6
45°	491.6	568.0	645.2	711.5	766.3	833.0	840.2	808.5	810.2	814.9	824.6
47.5°	487.0	576.0	669.3	752.8	826.7	920.4	955.4	912.8	909.4	926.7	929.7
50°	470.1	585.7	696.7	799.3	890.0	1018.7	1074.0	1030.5	1031.4	1047.4	1041.5
52.5°	431.3	586.2	725.8	845.7	953.3	1115.8	1199.7	1171.0	1168.9	1184.5	1153.3
55°	377.7	559.6	749.5	891.3	1013.2	1206.1	1329.7	1336.0	1331.8	1334.3	1266.8
57.5°	334.6	494.2	752.0	929.7	1063.9	1291.7	1463.1	1508.6	1509.1	1498.1	1378.2
60°	306.8	420.7	719.1	961.3	1122.9	1401.0	1636.9	1739.0	1745.0	1700.2	1527.2
62.5°	283.6	383.6	651.1	993.8	1190.9	1511.6	1824.3	1992.2	1992.7	1918.0	1691.4
65°	265.4	363.3	576.4	981.6	1243.2	1618.8	2022.6	2247.1	2236.2	2153.9	1847.1
67.5°	245.2	345.2	541.8	962.6	1287.9	1717.9	2197.3	2455.2	2458.1	2356.8	1991.4
68°	241.0	338.4	533.0	946.5	1282.9	1714.6	2206.6	2469.1	2474.2	2369.9	1997.7
70°	207.6	295.4	463.8	826.7	1191.7	1623.0	2147.5	2429.8	2445.5	2329.0	1927.3
72.5°	138.4	204.2	309.7	584.0	918.3	1289.6	1758.0	2035.3	2048.4	1969.9	1600.6
75°	87.8	124.1	164.6	336.8	617.0	925.4	1325.5	1487.1	1508.6	1482.9	1198.5
77.5°	53.2	86.9	101.3	163.3	324.9	433.0	598.8	609.4	633.8	618.6	621.2
80°	35.0	60.3	73.8	111.0	112.7	93.3	105.9	106.8	113.1	120.3	125.3
82.5°	19.8	36.7	51.5	76.0	67.1	34.6	29.5	30.8	31.6	32.5	38.4
85°	3.0	6.8	14.3	23.6	24.1	11.4	10.5	9.7	10.1	11.0	13.9
87.5°	0.0	0.0	0.0	0.0	0.4	0.8	1.3	1.3	1.3	2.5	2.5
90°	0.1	0.1	0.1	0.1	0.1	0.1	0.1	0.1	0.1	0.1	0.1
92.5°	0.1	0.1	0.1	0.1	0.1	0.1	0.1	0.1	0.1	0.1	0.1
95°	0.5	0.5	0.5	0.5	0.5	0.5	0.5	0.5	0.5	0.5	0.5
97.5°	1.5	1.5	1.5	1.5	1.5	1.5	1.5	1.5	1.5	1.5	1.5
100°	5.0	5.0	5.0	5.0	5.0	5.0	5.0	5.0	5.0	5.0	5.0
102.5°	8.8	8.8	8.8	8.8	8.8	8.8	8.8	8.8	8.8	8.8	8.8
105°	11.8	11.8	11.8	11.8	11.8	11.8	11.8	11.8	11.8	11.8	11.8
107.5°	14.7	14.7	14.7	14.7	14.7	14.7	14.7	14.7	14.7	14.7	14.7



REPORT NUMBER: P159986

CATALOG NUMBER: ENT-E01-LED-E1-GZW-8030-ULG

CANDELA DISTRIBUTION (continued):

	55°	60°	65°	70°	75°	80°	85°	90°	92.5°	95°	100°
110°	17.8	17.8	17.8	17.8	17.8	17.8	17.8	17.8	17.8	17.8	17.8
112.5°	21.2	21.2	21.2	21.2	21.2	21.2	21.2	21.2	21.2	21.2	21.2
115°	25.0	25.0	25.0	25.0	25.0	25.0	25.0	25.0	25.0	25.0	25.0
117.5°	29.5	29.5	29.5	29.5	29.5	29.5	29.5	29.5	29.5	29.5	29.5
120°	34.8	34.8	34.8	34.8	34.8	34.8	34.8	34.8	34.8	34.8	34.8
122.5°	40.9	40.9	40.9	40.9	40.9	40.9	40.9	40.9	40.9	40.9	40.9
125°	47.8	47.8	47.8	47.8	47.8	47.8	47.8	47.8	47.8	47.8	47.8
127.5°	55.3	55.3	55.3	55.3	55.3	55.3	55.3	55.3	55.3	55.3	55.3
130°	63.0	63.0	63.0	63.0	63.0	63.0	63.0	63.0	63.0	63.0	63.0
132.5°	70.5	70.5	70.5	70.5	70.5	70.5	70.5	70.5	70.5	70.5	70.5
135°	77.9	77.9	77.9	77.9	77.9	77.9	77.9	77.9	77.9	77.9	77.9
137.5°	85.3	85.3	85.3	85.3	85.3	85.3	85.3	85.3	85.3	85.3	85.3
140°	92.5	92.5	92.5	92.5	92.5	92.5	92.5	92.5	92.5	92.5	92.5
142.5°	99.2	99.2	99.2	99.2	99.2	99.2	99.2	99.2	99.2	99.2	99.2
145°	104.9	104.9	104.9	104.9	104.9	104.9	104.9	104.9	104.9	104.9	104.9
147.5°	110.1	110.1	110.1	110.1	110.1	110.1	110.1	110.1	110.1	110.1	110.1
150°	115.1	115.1	115.1	115.1	115.1	115.1	115.1	115.1	115.1	115.1	115.1
152.5°	119.7	119.7	119.7	119.7	119.7	119.7	119.7	119.7	119.7	119.7	119.7
155°	123.7	123.7	123.7	123.7	123.7	123.7	123.7	123.7	123.7	123.7	123.7
157.5°	127.0	127.0	127.0	127.0	127.0	127.0	127.0	127.0	127.0	127.0	127.0
160°	130.3	130.3	130.3	130.3	130.3	130.3	130.3	130.3	130.3	130.3	130.3
162.5°	133.5	133.5	133.5	133.5	133.5	133.5	133.5	133.5	133.5	133.5	133.5
165°	136.0	136.0	136.0	136.0	136.0	136.0	136.0	136.0	136.0	136.0	136.0
167.5°	137.1	137.1	137.1	137.1	137.1	137.1	137.1	137.1	137.1	137.1	137.1
170°	137.4	137.4	137.4	137.4	137.4	137.4	137.4	137.4	137.4	137.4	137.4
172.5°	138.6	138.6	138.6	138.6	138.6	138.6	138.6	138.6	138.6	138.6	138.6
175°	140.5	140.5	140.5	140.5	140.5	140.5	140.5	140.5	140.5	140.5	140.5
177.5°	141.1	141.1	141.1	141.1	141.1	141.1	141.1	141.1	141.1	141.1	141.1
180°	140.8	140.8	140.8	140.8	140.8	140.8	140.8	140.8	140.8	140.8	140.8



REPORT NUMBER: P159986

CATALOG NUMBER: ENT-E01-LED-E1-GZW-8030-ULG

CANDELA DISTRIBUTION (continued):

	105°	110°	115°	120°	125°	130°	135°	140°	145°	150°	155°
0°	462.1	462.1	462.1	462.1	462.1	462.1	462.1	462.1	462.1	462.1	462.1
2.5°	463.8	463.4	463.8	462.5	463.8	463.4	463.4	463.4	462.9	463.4	463.4
5°	468.8	468.8	468.8	468.0	468.8	468.8	468.8	468.8	468.4	468.8	469.3
7.5°	478.5	478.5	478.1	476.9	477.7	477.7	477.3	476.4	475.6	476.0	475.6
10°	491.6	492.5	489.9	489.9	488.7	487.0	485.7	484.5	484.0	483.2	481.5
12.5°	507.7	507.2	503.9	502.6	501.8	498.4	495.8	494.6	492.9	490.8	488.2
15°	522.0	520.3	517.8	516.5	515.3	511.5	508.1	505.1	503.0	500.1	496.3
17.5°	531.7	530.0	528.8	528.3	528.3	525.0	522.0	518.2	513.6	508.1	501.8
20°	533.8	533.8	534.2	536.8	539.3	538.0	534.7	530.0	523.3	514.4	504.7
22.5°	530.9	532.6	536.4	542.7	548.2	548.6	545.2	538.5	527.1	514.4	500.1
25°	525.8	530.4	538.5	547.3	554.9	554.9	549.0	539.3	523.7	505.6	486.6
27.5°	523.3	532.6	544.0	553.2	558.3	555.3	544.8	530.9	509.3	486.1	464.2
30°	526.2	540.6	552.8	559.1	560.0	550.3	532.1	511.5	486.1	458.3	435.9
32.5°	537.2	554.5	563.8	565.1	559.1	541.0	512.7	484.0	455.8	430.0	407.2
35°	559.6	574.3	577.7	572.6	557.9	527.5	487.0	453.2	427.9	403.4	379.8
37.5°	595.9	602.6	596.3	581.5	553.7	511.0	463.4	430.4	403.4	379.4	353.2
40°	647.3	639.7	621.6	592.5	549.0	492.9	444.8	411.9	381.9	355.3	329.2
42.5°	711.5	684.9	647.3	605.1	544.0	481.1	431.3	393.3	360.4	330.8	303.4
45°	783.2	733.9	682.8	619.5	542.3	473.9	415.2	370.5	332.1	302.6	275.6
47.5°	856.2	785.8	718.7	635.1	544.4	461.2	390.8	340.6	300.5	271.8	246.4
50°	930.1	844.0	760.4	655.4	543.1	435.5	357.4	306.4	269.2	243.5	220.7
52.5°	1004.3	906.0	803.5	673.5	526.2	395.0	320.7	277.3	241.4	216.5	194.1
55°	1077.4	966.4	845.7	679.0	477.3	352.4	289.9	248.1	212.7	187.4	162.9
57.5°	1146.6	1020.8	875.2	646.9	416.9	319.0	262.5	221.5	184.0	154.9	130.8
60°	1232.6	1072.7	883.7	569.3	368.8	291.2	237.6	190.7	148.5	117.7	95.8
62.5°	1326.8	1143.2	870.6	495.0	340.6	266.7	206.8	154.5	113.5	83.6	67.1
65°	1396.0	1172.3	804.3	455.3	322.8	242.6	173.9	119.8	78.5	57.4	51.1
67.5°	1488.0	1201.0	736.0	435.9	303.4	211.4	134.2	86.5	60.8	47.7	43.9
68°	1481.6	1193.0	721.6	430.9	297.5	200.4	126.6	84.8	59.1	46.4	42.6
70°	1396.0	1094.7	626.7	381.9	246.4	156.1	108.9	77.2	54.4	42.2	38.8
72.5°	1145.3	849.1	449.4	251.5	160.4	114.4	80.6	58.2	45.2	37.1	34.6
75°	810.7	530.9	225.3	144.7	100.9	66.3	45.6	37.6	33.3	29.5	29.5
77.5°	455.8	277.7	119.0	99.2	57.0	38.4	30.4	28.3	26.2	24.1	26.6
80°	148.5	144.7	87.8	67.9	39.7	28.3	23.6	22.4	21.1	19.0	23.6
82.5°	80.2	99.2	63.3	48.5	29.1	20.3	17.7	18.1	16.5	14.8	17.7
85°	35.9	47.3	42.2	33.8	18.1	11.4	9.3	11.0	9.7	8.9	8.4
87.5°	13.9	23.2	16.9	9.7	4.2	2.5	2.5	2.1	1.7	1.7	1.3
90°	0.1	0.1	0.1	0.1	0.1	0.1	0.1	0.1	0.1	0.1	0.1
92.5°	0.1	0.1	0.1	0.1	0.1	0.1	0.1	0.1	0.1	0.1	0.1
95°	0.5	0.5	0.5	0.5	0.5	0.5	0.5	0.5	0.5	0.5	0.5
97.5°	1.5	1.5	1.5	1.5	1.5	1.5	1.5	1.5	1.5	1.5	1.5
100°	5.0	5.0	5.0	5.0	5.0	5.0	5.0	5.0	5.0	5.0	5.0
102.5°	8.8	8.8	8.8	8.8	8.8	8.8	8.8	8.8	8.8	8.8	8.8
105°	11.8	11.8	11.8	11.8	11.8	11.8	11.8	11.8	11.8	11.8	11.8
107.5°	14.7	14.7	14.7	14.7	14.7	14.7	14.7	14.7	14.7	14.7	14.7



REPORT NUMBER: P159986
 CATALOG NUMBER: ENT-E01-LED-E1-GZW-8030-ULG

REPORT N
 CATALOG

CANDELA DISTRIBUTION (continued):

CANDELA

	105°	110°	115°	120°	125°	130°	135°	140°	145°	150°	155°	
110°	17.8	17.8	17.8	17.8	17.8	17.8	17.8	17.8	17.8	17.8	17.8	0°
112.5°	21.2	21.2	21.2	21.2	21.2	21.2	21.2	21.2	21.2	21.2	21.2	2.5°
115°	25.0	25.0	25.0	25.0	25.0	25.0	25.0	25.0	25.0	25.0	25.0	5°
117.5°	29.5	29.5	29.5	29.5	29.5	29.5	29.5	29.5	29.5	29.5	29.5	7.5°
120°	34.8	34.8	34.8	34.8	34.8	34.8	34.8	34.8	34.8	34.8	34.8	10°
122.5°	40.9	40.9	40.9	40.9	40.9	40.9	40.9	40.9	40.9	40.9	40.9	12.5°
125°	47.8	47.8	47.8	47.8	47.8	47.8	47.8	47.8	47.8	47.8	47.8	15°
127.5°	55.3	55.3	55.3	55.3	55.3	55.3	55.3	55.3	55.3	55.3	55.3	17.5°
130°	63.0	63.0	63.0	63.0	63.0	63.0	63.0	63.0	63.0	63.0	63.0	20°
132.5°	70.5	70.5	70.5	70.5	70.5	70.5	70.5	70.5	70.5	70.5	70.5	22.5°
135°	77.9	77.9	77.9	77.9	77.9	77.9	77.9	77.9	77.9	77.9	77.9	25°
137.5°	85.3	85.3	85.3	85.3	85.3	85.3	85.3	85.3	85.3	85.3	85.3	27.5°
140°	92.5	92.5	92.5	92.5	92.5	92.5	92.5	92.5	92.5	92.5	92.5	30°
142.5°	99.2	99.2	99.2	99.2	99.2	99.2	99.2	99.2	99.2	99.2	99.2	32.5°
145°	104.9	104.9	104.9	104.9	104.9	104.9	104.9	104.9	104.9	104.9	104.9	35°
147.5°	110.1	110.1	110.1	110.1	110.1	110.1	110.1	110.1	110.1	110.1	110.1	37.5°
150°	115.1	115.1	115.1	115.1	115.1	115.1	115.1	115.1	115.1	115.1	115.1	40°
152.5°	119.7	119.7	119.7	119.7	119.7	119.7	119.7	119.7	119.7	119.7	119.7	42.5°
155°	123.7	123.7	123.7	123.7	123.7	123.7	123.7	123.7	123.7	123.7	123.7	45°
157.5°	127.0	127.0	127.0	127.0	127.0	127.0	127.0	127.0	127.0	127.0	127.0	47.5°
160°	130.3	130.3	130.3	130.3	130.3	130.3	130.3	130.3	130.3	130.3	130.3	50°
162.5°	133.5	133.5	133.5	133.5	133.5	133.5	133.5	133.5	133.5	133.5	133.5	52.5°
165°	136.0	136.0	136.0	136.0	136.0	136.0	136.0	136.0	136.0	136.0	136.0	55°
167.5°	137.1	137.1	137.1	137.1	137.1	137.1	137.1	137.1	137.1	137.1	137.1	57.5°
170°	137.4	137.4	137.4	137.4	137.4	137.4	137.4	137.4	137.4	137.4	137.4	60°
172.5°	138.6	138.6	138.6	138.6	138.6	138.6	138.6	138.6	138.6	138.6	138.6	62.5°
175°	140.5	140.5	140.5	140.5	140.5	140.5	140.5	140.5	140.5	140.5	140.5	65°
177.5°	141.1	141.1	141.1	141.1	141.1	141.1	141.1	141.1	141.1	141.1	141.1	67.5°
180°	140.8	140.8	140.8	140.8	140.8	140.8	140.8	140.8	140.8	140.8	140.8	68°
												70°
												72.5°
												75°
												77.5°
												80°
												82.5°
												85°
												87.5°
												90°
												92.5°
												95°
												97.5°
												100°
												102.5°
												105°
												107.5°

NUMBER: P159986
 NUMBER: ENT-E01-LED-E1-GZW-8030-ULG

REPORT NUMBER: P
 CATALOG NUMBER:

DISTRIBUTION (continued):

160°	165°	170°	175°	180°
462.1	462.1	462.1	462.1	462.1
462.1	462.1	461.7	461.2	460.4
468.0	468.0	467.6	467.1	466.3
474.3	473.9	473.5	473.1	472.2
481.1	480.2	480.2	480.7	480.2
487.8	486.6	485.3	484.9	486.1
494.6	492.0	489.9	489.5	489.5
498.4	494.2	490.4	489.1	489.1
497.5	489.9	484.9	482.3	482.8
489.5	479.0	472.2	468.8	467.6
472.6	460.0	451.5	446.9	447.3
447.3	433.8	424.5	422.0	419.5
417.4	403.8	394.6	389.1	389.5
387.8	373.0	364.6	358.3	357.4
359.5	343.5	333.4	328.7	327.9
331.7	314.8	305.5	301.3	298.4
305.9	290.8	279.8	273.5	272.2
280.6	263.3	252.4	247.7	246.4
251.9	235.5	225.8	222.0	221.1
226.2	210.6	202.6	197.5	195.8
201.3	186.5	177.2	172.6	171.8
175.1	160.4	150.7	146.9	143.5
146.4	130.8	121.1	114.4	111.8
113.1	99.2	89.0	84.4	79.8
81.0	68.8	60.8	57.0	53.6
57.4	49.4	44.3	40.5	38.4
47.3	43.5	38.0	34.6	32.9
41.8	38.0	33.8	30.8	29.5
40.9	37.1	32.9	30.0	29.1
37.6	33.8	30.0	27.9	27.0
33.3	30.4	27.0	24.9	24.1
28.7	25.7	23.6	21.9	20.7
25.3	21.1	20.3	18.6	17.7
21.1	19.0	17.3	16.0	15.2
17.3	14.3	12.2	11.0	10.5
9.7	8.9	7.2	5.5	5.1
0.8	0.4	0.4	0.0	0.0
0.1	0.1	0.1	0.1	0.1
0.1	0.1	0.1	0.1	0.1
0.5	0.5	0.5	0.5	0.5
1.5	1.5	1.5	1.5	1.5
5.0	5.0	5.0	5.0	5.0
8.8	8.8	8.8	8.8	8.8
11.8	11.8	11.8	11.8	11.8
14.7	14.7	14.7	14.7	14.7

CANDELA DISTRIBUTION:

	160°
110°	17.8
112.5°	21.2
115°	25.0
117.5°	29.5
120°	34.8
122.5°	40.9
125°	47.8
127.5°	55.3
130°	63.0
132.5°	70.5
135°	77.9
137.5°	85.3
140°	92.5
142.5°	99.2
145°	104.9
147.5°	110.1
150°	115.1
152.5°	119.7
155°	123.7
157.5°	127.0
160°	130.3
162.5°	133.5
165°	136.0
167.5°	137.1
170°	137.4
172.5°	138.6
175°	140.5
177.5°	141.1
180°	140.8

'159986

ENT-E01-LED-E1-GZW-8030-ULG

TION (continued):

165°	170°	175°	180°
17.8	17.8	17.8	17.8
21.2	21.2	21.2	21.2
25.0	25.0	25.0	25.0
29.5	29.5	29.5	29.5
34.8	34.8	34.8	34.8
40.9	40.9	40.9	40.9
47.8	47.8	47.8	47.8
55.3	55.3	55.3	55.3
63.0	63.0	63.0	63.0
70.5	70.5	70.5	70.5
77.9	77.9	77.9	77.9
85.3	85.3	85.3	85.3
92.5	92.5	92.5	92.5
99.2	99.2	99.2	99.2
104.9	104.9	104.9	104.9
110.1	110.1	110.1	110.1
115.1	115.1	115.1	115.1
119.7	119.7	119.7	119.7
123.7	123.7	123.7	123.7
127.0	127.0	127.0	127.0
130.3	130.3	130.3	130.3
133.5	133.5	133.5	133.5
136.0	136.0	136.0	136.0
137.1	137.1	137.1	137.1
137.4	137.4	137.4	137.4
138.6	138.6	138.6	138.6
140.5	140.5	140.5	140.5
141.1	141.1	141.1	141.1
140.8	140.8	140.8	140.8

(END OF REPORT)